

MNM Stock Broking Private Limited

CIN. U93030GJ2010PTC062882

PAN No. AAGCM8705M

Registered Address:

***101-102, 1St Floor, J.P.Complex, Opp.C N Vidhyalaya, Nr. Ambawadi Circle, Ambawadi, Ahmedabad,
Gujrat 380015***

Audited Balance Sheet as on 31-Mar-2024

Auditors:

***Nawab & Associates
Chartered Accountants
308, Mahakant Complex,
Opp. V.S. Hospital, Ellisbridge,
Ahmedabad - 380006.
E-mail: caumarabbasi@yahoo.com***

MNM Stock Broking Private Limited

Audited Balance Sheet as at 31-Mar-2024

Amount in thousand unless otherwise stated


Particulars	Sch No.	As At	As At
		31-Mar-24	31-Mar-23
I. Equity And Liabilities			
(1) Shareholders' Funds			
(A) Share Capital	1	50,000.00	33,000.00
(B) Reserves & Surplus	2	5,235.36	4,692.01
(C) Monies Recived Against Share Warrant		-	-
(2) Share Application Money Pending Allotment			
(3) Non Current Liabilities			
(A) Long Term Borrowings	3	1,559.43	417.05
(B) Deferred tax liabilities (Net)		-	-
(C) Other Long term liabilities		-	-
(D) Long term provisions		-	-
(4) Current Liabilities			
(A) Short term borrowings	4	9.09	9.88
(B) Trade payables	5		
(A) Total outstanding dues of micro enterprises and small enterprises		-	-
(B) Total outstanding dues of Creditors other than micro enterprises and small enterprises		33,383.58	22,095.88
(C) Other Current Liabilities	6	630.28	10,216.12
(D) Short term Provisions	7	-	300.00
Total of Equity And Liabilities		90,817.74	70,730.95
II. Assets			
(1) Non Current Assets			
(A) Property, Plant and Equipment and Intangible asse	8		
(i) Property, Plant and Equipment		1,513.80	1,780.92
(ii) Intangible Assets		598.18	985.46
(B) Non-Current Investment	9	2.60	2.60
(C) Deferred tax Assets (Net)		410.66	405.78
(D) Long Term Loans and Advances	10	372.70	370.00
(E) Other Non Current assets	11	71,116.95	38,320.28
(2) Current Assets			
(A) Current investment		-	-
(B) Inventories		-	-
(C) Trade Receivables	12	2,572.79	4,012.53
(D) Cash & Cash Equivalents	13	13,851.62	23,799.17
(E) Short Term Loans & Advances	14	158.15	199.95
(F) Other Current Assets	15	220.29	854.26
Total of Assets		90,817.74	70,730.95

Significant Accounting Policies & Notes to Accounts 1 to 30
The accompanying notes are an integral part of the Financial Statements
As per our attached report of even date

Date: 07-Sep-2024

Place: Ahmedabad

For, Nawab & Associates
(Chartered Accountants)



M M Abbas
Partner
Membership no : 146646
FRN No: 129819W
UDIN: 24146646BKESQM1074

For and on behalf of the Board of
MNM Stock Broking Private Limited

FOR, MNM STOCK BROKING PVT. LTD.

Nilesh Modi
Manisha Modi
DIRECTOR/AUTHORISED SIGNATORY

Nilesh Modi
Director
DIN No.06860485
Manisha Modi
Director
DIN No.03270045

MNM Stock Broking Private Limited

Statement Of Audited Profit & Loss Ac For The Year Ended On 31-Mar-2024

Amount in thousand unless otherwise stated			
Particulars	Sch No.	31-Mar-24	31-Mar-23
I. Income			
(A) Revenue From Operations		18,619.91	34,177.65
(B) Other income	16	2,425.55	1,409.62
Total of Income		21,045.46	35,587.28
II. Expenses			
(A) Cost of materials consumed		-	-
(B) Purchases of Stock-in-Trade		-	-
(C) Change in Inventories:			
Finished goods		-	-
Work-in-progress		-	-
Stock-in-trade		-	-
(D) Depreciation and Amortisation Expenses	17	891.11	1,225.84
(E) Employee Benefits Expense	18	8,865.01	8,435.68
(F) Finance Cost	19	148.45	305.63
(G) Admin & Selling Expenses	20	10,602.42	22,381.39
(H) Other Expenses		-	-
Total of Expenses		20,506.99	32,348.55
III. Profit/(Loss) Before exceptional and extra ordinary items and tax		538.47	3,238.73
(A) Less: Exceptional item		-	-
IV. Profit before extraordinary items and tax		538.47	3,238.73
(A) Extraordinary items		-	-
V. Profit before tax		538.47	3,238.73
(A) Less: Tax Expenses			
Current Tax		-	300.00
Deferred Tax		(4.88)	(6.74)
VI. Profit/(Loss) for the period (VI+IX)		543.35	2,945.47
Earning Per Share:			
(A) Basic		0.11	0.89
(B) Diluted		0.11	0.89

Significant Accounting Policies & Notes to Accounts

1 to 30


The accompanying notes are an integral part of the Financial Statements

As per our attached report of even date

Date: 07-Sep-2024

Place: Ahmedabad

For, Nawab & Associates
(Chartered Accountants)



M M Abbasi
Partner

Membership no : 146646

FRN No: 129819W

UDIN: 24146646BKESQM1074

For and on behalf of the Board of
MNM Stock Broking Private Limited

FOR, MNM STOCK BROKING PVT. LTD.

DIRECTOR/AUTHORISED SIGNATORY

Nilesh Modi

Director

DIN No.06860485

Manisha Modi

Director

DIN No.03270045

MNM Stock Broking Private Limited

Notes Forming Part Of Audited Balance Sheet as at 31-Mar-2024

Sch 1 Share Capital

Sr No	Particulars	Amount in thousand unless otherwise stated			
		31-Mar-24		31-Mar-23	
		Number of shares	Amount	Number of shares	Amount
(a) Authorised Share Capital					
	5000000 Equity Shares of Rs.10 /- Each with voting rights	50,00,000	50,000.00	50,00,000	50,000.00
(b) Issued, Subscribed and Paid up					
	5000000 Equity Shares of Rs.10 /- Each Fully Paid with voting rights	50,00,000	50,000.00	33,00,000	33,000.00

List of Shareholders holding more than 5% share capital

Sr No	Name of Shareholders	No. of Shares	% of Share	Value/Share (in Rs.)	Total Value
1	Nilesh K. Modi	17,00,000	34.00%	10.00	17,000.00
2	Manisha N. Modi	16,50,000	33.00%	10.00	16,500.00
3	Kinjal P. Modi	16,50,000	33.00%	10.00	16,500.00
	Total	50,00,000	100.00%		50,000.00

Sch - 1 (A) - Shares Held By Promoters

As At 31-Mar-2024

Sr No.	Promotor's Name	No of shares	% of total shares	% Change during the year
1	Nilesh K. Modi	17,00,000	34.00%	0.00%
2	Manisha N. Modi	16,50,000	33.00%	0.00%
3	Kinjal P. Modi	16,50,000	33.00%	0.00%
	Total	50,00,000	100.00%	

As At 31-Mar-2023

Sr No.	Promotor's Name	No of shares	% of total shares	% Change during the year
1	Nilesh K. Modi	11,22,000	34.00%	0.00%
2	Manisha N. Modi	10,89,000	33.00%	0.00%
3	Kinjal P. Modi	10,89,000	33.00%	0.00%
	Total	33,00,000	100.00%	

Sch - 1 (B) - The Reconciliation of Number of Shares Outstanding

Particular	31-Mar-2024	31-Mar-2023
	No. of Shares	No. of Shares
Equity Shares at the beginnig of the year	33,00,000.00	28,00,000.00
Add : Changes Duing the year	17,00,000.00	5,00,000.00
Equity Shares at the end of the year	50,00,000.00	33,00,000.00



FOR, MNM STOCK BROKING PVT. LTD.


 DIRECTOR/AUTHORISED SIGNATORY

MNM Stock Broking Private Limited

Notes Forming Part Of Audited Balance Sheet as at 31-Mar-2024

Amount in thousand unless otherwise stated

Particulars	As At	As At
	31-Mar-24	31-Mar-23
Sch 2 Reserves & Surplus		
<i>Profit And Loss Statement Balance</i>		
As per last Balance Sheet		
Add: Profit/ (Loss) For the Year	4,692.01	1,746.55
Profit Transferred to Reserve & Surplus	543.35	2,945.47
	5,235.36	4,692.01
Total of Reserves & Surplus	5,235.36	4,692.01
Sch 3 Long Term Borrowings		
<i>Secured Borrowings</i>		
- HDFC Vehicle Loan	-	167.05
<i>Unsecured Borrowings</i>		
- Unsecured Loans from Directors & Relatives	1,559.43	250.00
Total of Long Term Borrowings	1,559.43	417.05
Sch 4 Short term borrowings		
- Edel wise Financial Limited	9.09	9.09
- Gopi Barot	-	0.79
Total of Short term borrowings	9.09	9.88
Sch 6 Other Current Liabilities		
- Deposit From Franchise	194.58	404.39
- Statutory Dues Payable	71.36	813.42
- TDS Payable	69.58	183.88
- GST Payable	96.93	74.97
- Margin Account	-	7,048.96
- Unpaid Salaries and Directors' Remuneration	197.82	1,690.50
Total of Other Current Liabilities	630.28	10,216.12
Sch 7 Short term Provisions		
- Provision for Income Tax	-	300.00
Total of Short term Provisions	-	300.00



FOR, MNM STOCK BROKING PVT. LTD.

DIRECTOR/AUTHORISED SIGNATORY

MNM Stock Broking Private Limited

Notes Forming Part Of Audited Balance Sheet as at 31-Mar-2024

Amount in thousand unless otherwise stated


Particulars	As At	As At
	31-Mar-24	31-Mar-23

Sch 9 Non-Current Investment		
Investment in Unquoted Shares		
- The Kalapur Co. op. ank Limited	2.60	2.60
Total of Non-Current Investment	2.60	2.60

Sch 10 Long Term Loans and Advances		
- MNM Comtrade Private Limited	372.70	370.00
Total of Long Term Loans and Advances	372.70	370.00

Sch 11 Other Non Current assets		
- BSE Additional Survielance Deposit	8.18	8.18
- BSE BASE Minimum Fees	125.00	125.00
- BSE Securities Deposit	1,000.00	1,000.00
- CDSL Deposit	500.00	500.00
- MCX Exchange Deposit	750.00	750.00
- National Stock Exchange of India (Security Deposit)	8,500.00	1,500.00
- NSCCIL Deposit	1,500.00	8,500.00
- Refundable Deposit IL&FS (SSL)	103.61	103.61
- Telephone Deposit	1.50	1.50
- Globe MCX Deposit	500.00	-
- Globe NSE FNO Deposit	2,500.00	-
- ICCL Deposit	7,000.00	-
- Funds lying with Exchanges	48,628.67	25,832.00
Total of Other Non Current assets	71,116.95	38,320.28

Sch 13 Cash & Cash Equivalents		
- Cash on hand	536.27	210.63
- Bank balance inclusive of fixed deposits	13,315.34	23,588.54
Total of Cash & Cash Equivalents	13,851.62	23,799.17



FOR, MNM STOCK BROKING PVT. LTD.

DIRECTOR/AUTHORISED SIGNATORY

MNM Stock Broking Private Limited

Notes Forming Part Of Audited Balance Sheet as at 31-Mar-2024

Amount in thousand unless otherwise stated

Particulars	As At	As At
	31-Mar-24	31-Mar-23

Sch 14 Short Term Loans & Advances		
- Loan and Advances to Employees	158.15	199.95
Total of Short Term Loans & Advances	158.15	199.95

Sch 15 Other Current Assets		
- Preliminary expenses	150.00	200.00
- Balance With Tax Authority	70.29	154.26
- Advance Tax	-	500.00
Total of Other Current Assets	220.29	854.26



FOR, MNM STOCK BROKING PVT. LTD.

Mandam
DIRECTOR/AUTHORISED SIGNATORY

MNM Stock Broking Private Limited

Notes Forming Part Of Audited Balance Sheet as at 31-Mar-2024

Sch 5 Trade payables

Figures For the Current Reporting Period

Amount in thousand unless otherwise stated

Sr No	Particulars	Outstanding for following periods from due date of payment				Total
		Less than 1 Year	1-2 Years	2-3 Years	More than 3 Years	
1	MSME	-	-	-	-	-
2	Dispute dues - MSME	-	-	-	-	-
3	Dispute dues	-	-	-	-	-
4	Others	33,383.58	-	-	-	33,383.58
	Total of Trade payables	33,383.58	-	-	-	33,383.58

Figures For Previous Reporting Period

Sr No	Particulars	Outstanding for following periods from due date of payment				Total
		Less than 1 Year	1-2 Years	2-3 Years	More than 3 Years	
1	MSME	-	-	-	-	-
2	Dispute dues - MSME	-	-	-	-	-
3	Dispute dues	-	-	-	-	-
4	Others	22,095.88	-	-	-	22,095.88
	Total of Trade payables	22,095.88	-	-	-	22,095.88


Sch 12 Trade Receivables

Figures For the Current Reporting Period

Sr No	Particulars	Outstanding for following periods from due date of payment					Total
		Less than 6 Months	6 Months - 1 Year	1-2 Years	2-3 Years	More than 3 Years	
1	Undisputed Trade Receivables- Considered Goods	1,193.16	215.61	1,164.03	-	-	2,572.79
2	Undisputed Trade Receivables- Considered Doubtful	-	-	-	-	-	-
3	Disputed Trade Receivables- Considered Goods	-	-	-	-	-	-
4	Disputed Trade Receivables- Considered Doubtful	-	-	-	-	-	-
5	Others	-	-	-	-	-	-
	Total of Trade Receivables	1,193.16	215.61	1,164.03	-	-	2,572.79

Figures For Previous Reporting Period

Sr No	Particulars	Outstanding for following periods from due date of payment					Total
		Less than 6 Months	6 Months - 1 Year	1-2 Years	2-3 Years	More than 3 Years	
1	Undisputed Trade Receivables- Considered Goods	2,279.67	516.74	1,216.12	-	-	4,012.53
2	Undisputed Trade Receivables- Considered Doubtful	-	-	-	-	-	-
3	Disputed Trade Receivables- Considered Goods	-	-	-	-	-	-
4	Disputed Trade Receivables- Considered Doubtful	-	-	-	-	-	-
5	Others	-	-	-	-	-	-
	Total of Trade Receivables	2,279.67	516.74	1,216.12	-	-	4,012.53



FOR, MNM STOCK BROKING PVT. LTD.

 DIRECTOR/AUTHORISED SIGNATORY

MNM Stock Broking Private Limited

Notes Forming Part Of Audited Profit & Loss Account For The Year Ended on 31-Mar-2024

Amount in thousand unless otherwise stated

Particulars	31-Mar-24	31-Mar-23
-------------	-----------	-----------

Sch 16 Other income		
- Interest Income	722.65	1,409.62
- Other Income	1,702.90	-
Total of Other income	2,425.55	1,409.62

Sch 17 Depreciation and Amortisation Expenses		
- Depreciation	841.11	1,175.84
- Preliminary Expenses Written Off	50.00	50.00
Total of Depreciation and Amortisation Expenses	891.11	1,225.84

Sch 18 Employee Benefits Expense		
- Director Remuneration	2,772.00	2,520.00
- Salaries to Staff	6,093.01	5,915.68
Total of Employee Benefits Expense	8,865.01	8,435.68

Sch 19 Finance Cost		
- Bank Charges	5.37	110.43
- Franking Expenses	17.51	65.82
- Interest Exp.	58.67	122.38
- Processing Charges	66.90	7.00
Total of Finance Cost	148.45	305.63




FOR, MNM STOCK BROKING PVT. LTD.

DIRECTOR/AUTHORISED SIGNATORY

MNM Stock Broking Private Limited

Notes Forming Part Of Audited Profit & Loss Account For The Year Ended on 31-Mar-2024

Amount in thousand unless otherwise stated		
Particulars	31-Mar-24	31-Mar-23
Sch 20 Admin & Selling Expenses		
- Accounting, Statutory and Audit Fees	300.00	347.50
- Brokerage Related Expense	2,764.53	13,027.53
- Bad Debt	-	1,752.33
- BSE Charges	97.20	143.00
- CDSL Charges	225.64	178.41
- Clearing Charges	13.81	-
- Electricity Expense	452.10	404.34
- Exchange Audit Fees	263.00	409.50
- Exchange Related Expense	4,415.18	1,808.63
- Income Tax Expense	598.43	2.15
- Internet Exp	86.32	60.00
- Interest on TDS	10.48	3.73
- KRA Charges	5.40	8.40
- Legal & Professional Charges	30.41	1,077.40
- Membership & Registration Fees	150.00	100.00
- Lease Line Charges	114.00	-
- Munciple Tax	-	87.19
- ODIN Charges	290.50	760.07
- Office Expense	111.39	582.09
- Office Rent Expensee	300.00	270.00
- Petrol & Diesel Expense	12.15	363.98
- Postage & Courier Exp	10.73	14.08
- Recruitment charges	62.97	-
- Repairs & Maintenance Expense	69.41	358.90
- Research Services Expense	132.00	-
- Rounding off	-	0.00
- Stationary & Printing Expense	10.17	137.55
- SEBI Fees Charges	30.48	-
- Tea & Refereshment Expense	17.49	234.79
- Telephone, Mobile & Internet Expense	28.65	119.79
- Travelling & Conveyance Expense	-	130.03
Total of Admin & Selling Expenses	10,602.42	22,381.39



FOR, MNM STOCK BROKING PVT. LTD.

DIRECTOR/AUTHORISED SIGNATORY

MNM Stock Broking Private Limited

Details Of Depreciation On Fixed Assets As On 31-Mar-2024 Under Companies Act 2013

Sch 8 Property, Plant and Equipment and Intangible assets

Sr. No.	Description	Rate	Gross Block				Depreciation				Amount in thousand unless otherwise stated		
			As At	Addition	Deduction	As At	Up To	For The	Deduction	Up To	Profit/(Loss) On sale of Asset	Net Block	
			01-Apr-23			31-Mar-24	01-Apr-23	Year		31-Mar-24		As At 31-Mar-24	As At 31-Mar-23
(A)	Computer System Hardware												
	- Computer System - hardware	18.10%	39.15	-	-	39.15	-	7.09	-	7.09	-	32.06	39.15
	- Computer System - hardware	18.10%	0.57	-	-	0.57	-	0.10	-	0.10	-	0.47	0.57
	- Computer System - hardware	18.10%	1.17	-	-	1.17	-	0.21	-	0.21	-	0.96	1.17
	- Computer System - hardware	18.10%	0.87	-	-	0.87	-	0.16	-	0.16	-	0.71	0.87
	- Computer System - hardware	18.10%	0.59	-	-	0.59	-	0.11	-	0.11	-	0.48	0.59
	- Computer System - hardware	18.10%	0.59	-	-	0.59	-	0.11	-	0.11	-	0.48	0.59
	- Computer System - hardware	18.10%	0.80	-	-	0.80	-	0.15	-	0.15	-	0.66	0.80
	- Computer System - hardware	18.10%	1.26	-	-	1.26	-	0.23	-	0.23	-	1.03	1.26
	- Computer System - hardware	18.10%	1.26	-	-	1.26	-	0.23	-	0.23	-	1.03	1.26
	- Computer System - hardware	18.10%	1.13	-	-	1.13	-	0.20	-	0.20	-	0.93	1.13
	- Computer System - hardware	18.10%	1.52	-	-	1.52	-	0.28	-	0.28	-	1.25	1.52
	- Computer System - hardware	18.10%	1.52	-	-	1.52	-	0.28	-	0.28	-	1.25	1.52
	- Computer System - hardware	18.10%	1.76	-	-	1.76	-	0.32	-	0.32	-	1.44	1.76
	- Computer System - hardware	18.10%	6.30	-	-	6.30	-	1.14	-	1.14	-	5.16	6.30
	- Computer System - hardware	18.10%	19.20	-	-	19.20	-	3.48	-	3.48	-	15.73	19.20
	- Motor Vehicle - Range Rower	31.23%	33.38	-	-	33.38	-	6.04	-	6.04	-	27.34	33.38
	- Computer System - Computer	18.10%	695.51	-	-	695.51	-	217.21	-	217.21	-	478.30	695.51
	- Computer System - Computer	18.10%	23.73	-	-	23.73	-	4.30	-	4.30	-	19.44	23.73
	- Computer System - Computer	18.10%	30.94	-	-	30.94	-	5.60	-	5.60	-	25.34	30.94
	- Computer System - Computer	18.10%	1.82	-	-	1.82	-	0.33	-	0.33	-	1.49	1.82
	- Printer - HP 1005	18.10%	5.46	-	-	5.46	-	0.99	-	0.99	-	4.47	5.46
	- Printer - HP 1005	18.10%	12.41	-	-	12.41	-	2.25	-	2.25	-	10.16	12.41
	Total of Computer System Hardware		882.46	-	-	882.46	-	251.05	-	251.05	-	631.42	882.46




FOR, MNM STOCK BROKING PVT. LTD.
Manjeev
DIRECTOR/AUTHORISED SIGNATORY

MNM Stock Broking Private Limited

Details Of Depreciation On Fixed Assets As On 31-Mar-2024 Under Companies Act 2013

Sch 8 Property, Plant and Equipment and Intangible assets

Sr. No.	Description	Rate	Gross Block				Depreciation				Profit/(Loss) On sale of Asset	Amount in thousand unless otherwise stated	
			As At	Addition	Deduction	As At	Up To	For The	Deduction	Up To		Net Block	
			01-Apr-23			31-Mar-24	01-Apr-23	Year		31-Mar-24		As At	As At
(B)	Office Equipment											31-Mar-24	31-Mar-23
	- Air Conditioner	18.10%	43.12	-	-	43.12	-	7.80	-	7.80	-	35.32	43.12
	- Air Conditioner	18.10%	13.32	-	-	13.32	-	2.41	-	2.41	-	10.91	13.32
	- Air Conditioner	18.10%	13.32	-	-	13.32	-	2.41	-	2.41	-	10.91	13.32
	- Air Conditioner	18.10%	13.32	-	-	13.32	-	2.41	-	2.41	-	10.91	13.32
	- Air Conditioner	18.10%	10.71	-	-	10.71	-	1.94	-	1.94	-	8.77	10.71
	- Air Conditioner - 07-08-2020	18.10%	22.09	-	-	22.09	-	4.00	-	4.00	-	18.09	22.09
	- Apple Air Podes	18.10%	11.56	-	-	11.56	-	2.09	-	2.09	-	9.47	11.56
	- Leveluk Jr Iv - Water Dispenser	18.10%	13.21	-	-	13.21	-	2.39	-	2.39	-	10.82	13.21
	- Office Equipment - Mobile - Iphone	18.10%	123.65	-	-	123.65	-	22.38	-	22.38	-	101.27	123.65
	- Office Equipment - UPS Battery	18.10%	27.60	-	-	27.60	-	5.00	-	5.00	-	22.61	27.60
	- Office Equipment - Watch - I Watch	18.10%	20.70	-	-	20.70	-	3.75	-	3.75	-	16.95	20.70
	- Office equipment- Amplifier	18.10%	9.81	-	-	9.81	-	1.78	-	1.78	-	8.04	9.81
	- Office equipment- Attendance Systems	18.10%	1.30	-	-	1.30	-	0.23	-	0.23	-	1.06	1.30
	- Office equipment- Camera Systems	18.10%	1.44	-	-	1.44	-	0.26	-	0.26	-	1.18	1.44
	- Office equipment- Camera Systems	18.10%	10.36	-	-	10.36	-	1.88	-	1.88	-	8.49	10.36
	- Office equipment- Camera Systems	18.10%	3.52	-	-	3.52	-	0.64	-	0.64	-	2.89	3.52
	- Office equipment- Camera Systems	18.10%	9.80	-	-	9.80	-	1.77	-	1.77	-	8.02	9.80
	- Office equipment- Electronic Cash Counting Machine	18.10%	1.89	-	-	1.89	-	0.34	-	0.34	-	1.55	1.89
	- Office equipment- Fire Extinguisher	18.10%	1.56	-	-	1.56	-	0.28	-	0.28	-	1.28	1.56
	- Office equipment- Mobile	18.10%	0.72	-	-	0.72	-	0.13	-	0.13	-	0.59	0.72
	- Office equipment- Nas Systems	18.10%	35.46	-	-	35.46	-	6.42	-	6.42	-	29.04	35.46
	- Office equipment- Tea & Coffee machine	18.10%	1.10	-	-	1.10	-	0.20	-	0.20	-	0.90	1.10
	- Office equipment- Television	18.10%	2.80	-	-	2.80	-	0.51	-	0.51	-	2.29	2.80
	- Office equipment- UPS Battery	18.10%	5.91	-	-	5.91	-	1.07	-	1.07	-	4.84	5.91
	- Office equipment- UPS Battery	18.10%	1.03	-	-	1.03	-	0.19	-	0.19	-	0.84	1.03
	- Finger Attendance System	18.10%	10.25	-	-	10.25	-	1.85	-	1.85	-	8.39	10.25
	- Camera05022022	18.10%	4.90	-	-	4.90	-	0.89	-	0.89	-	4.01	4.90
	- Office Equipment - UPS Battery	18.10%	84.68	-	-	84.68	-	15.33	-	15.33	-	69.35	84.68
	- Office Equipment - Refrigerator	18.10%	38.68	-	-	38.68	-	7.00	-	7.00	-	31.68	38.68
	- Office Equipment - Television	18.10%	59.17	-	-	59.17	-	10.71	-	10.71	-	48.46	59.17
	- Office equipment- Mobile Iphone 14	18.10%	113.98	-	-	113.98	-	20.63	-	20.63	-	93.35	113.98
	- Office Equipment - 26AH Battery	18.10%	-	123.31	-	123.31	-	21.03	-	21.03	-	102.27	-
	- Office Equipment - Nas System	18.10%	-	18.40	-	18.40	-	1.82	-	1.82	-	16.58	-
			-	45.00	-	45.00	-	2.70	-	2.70	-	42.30	-
	Total of Office Equipment		710.95	186.71	-	897.66	-	154.23	-	154.23	-	743.43	710.95
(C)	Furniture & Fixtures												
	- Furniture & Fixtures - 18-11-2014	25.89%	1.01	-	-	1.01	-	0.26	-	0.26	-	0.75	1.01
	- Furniture & Fixtures - 12-06-2020	25.89%	20.30	-	-	20.30	-	5.26	-	5.26	-	15.04	20.30
	- Furniture & Fixtures - 12-06-2020	25.89%	6.68	-	-	6.68	-	1.73	-	1.73	-	4.95	6.68
	- Furniture & Fixtures - 19-03-2021	25.89%	116.07	-	-	116.07	-	30.05	-	30.05	-	86.02	116.07
	- Furniture & Fixtures (Cabin Glass Vinyl work)	25.89%	4.09	-	-	4.09	-	1.06	-	1.06	-	3.03	4.09
	- Furniture & Fixtures (Cabin Glass)	25.89%	39.36	-	-	39.36	-	10.19	-	10.19	-	29.17	39.36
	Total of Furniture & Fixtures		187.50	-	-	187.50	-	48.54	-	48.54	-	138.96	187.50



FOR, MNM STOCK BROKING PVT. LTD.

DIRECTOR/AUTHORISED SIGNATORY

MNM Stock Broking Private Limited

Details Of Depreciation On Fixed Assets As On 31-Mar-2024 Under Companies Act 2013

Sch 8 Property, Plant and Equipment and Intangible assets

Sr. No.	Description	Rate	Gross Block				Depreciation				Amount in thousand unless otherwise stated		
			As At	Addition	Deduction	As At	Up To	For The	Deduction	Up To	Profit/(Loss) On sale of Asset	Net Block	
			01-Apr-23			31-Mar-24	01-Apr-23	Year		31-Mar-24		As At 31-Mar-24	As At 31-Mar-23
(D)	Computer Softwares												
	- Computer System - software - 1	39.30%	1.51	-	-	1.51	-	0.59	-	0.59	-	0.92	1.51
	- Computer System - software - 2	39.30%	1.27	-	-	1.27	-	0.50	-	0.50	-	0.77	1.27
	- Computer System - software - 2	39.30%	1.12	-	-	1.12	-	0.44	-	0.44	-	0.68	1.12
	- Computer System - software - 2	39.30%	0.75	-	-	0.75	-	0.30	-	0.30	-	0.46	0.75
	- Computer System - software - 2	39.30%	1.47	-	-	1.47	-	0.58	-	0.58	-	0.89	1.47
	- Computer System - software - 2	39.30%	0.90	-	-	0.90	-	0.33	-	0.33	-	0.55	0.90
	- Computer System - software - 2	39.30%	32.70	-	-	32.70	-	12.83	-	12.83	-	19.85	32.70
	- Computer System - software - 2	39.30%	5.57	-	-	5.57	-	2.19	-	2.19	-	3.38	5.57
	- Computer System - software - 2	39.30%	5.09	-	-	5.09	-	2.00	-	2.00	-	3.09	5.09
	- Computer System - software - 2	39.30%	0.87	-	-	0.87	-	0.34	-	0.34	-	0.53	0.87
	- Computer System - software - 2	39.30%	2.79	-	-	2.79	-	1.10	-	1.10	-	1.69	2.79
	- Computer System - software - 2	39.30%	7.75	-	-	7.75	-	3.05	-	3.05	-	4.70	7.75
	- Computer System - software - 2	39.30%	67.76	-	-	67.76	-	26.63	-	26.63	-	41.13	67.76
	- Computer System - software - 2	39.30%	855.91	-	-	855.91	-	336.37	-	336.37	-	519.54	855.91
	Total of Computer Softwares		985.46	-	-	985.46	-	387.29	-	387.29	-	598.18	985.46
	Grand Total		2,766.38	186.71	-	2,953.09	-	841.11	-	841.11	-	2,111.98	2,766.38



FOR, MNM STOCK BROKING PVT. LTD.

Munir
Mandla r. mandla
DIRECTOR/AUTHORISED SIGNATORY